

# Better Blogging With Students


## Course overview



### WEEKLY STEPS


1

**EMAIL:** Check your inbox at the start of the week.




2

**BLOG POST:** Complete your set reading on the weekly topic.



3

**TASK:** You'll find a task at the end of the weekly post to develop your skills, thinking, or connections.



4

**FACEBOOK:** Our closed group is for connecting and further discussions.



5

**INSIGHTS:** From time to time, we'll bring in different voices or stories.

### COURSE BLOG

[betterblogging.edublogs.org](http://betterblogging.edublogs.org)

### FACEBOOK GROUP

[facebook.com/groups/  
BetterBloggingWithStudents](https://facebook.com/groups/BetterBloggingWithStudents)



### WEEKLY OUTLINE

- 1 Getting started
- 2 Quality posts & pages
- 3 Connecting with families
- 4 Quality commenting
- 5 Images & copyright
- 6 Connecting with classes
- 7 Online tools
- 8 Video
- 9 Student blogs
- 10 Showcase & reflection